



# Thermalle™ VACUSEAL-PLUS Silicone High Vacuum Grease

## Chemtools Pty Ltd

Chemwatch Hazard Alert Code: 1

Chemwatch: 5597-77

Version No: 2.1

Safety Data Sheet according to WHS Regulations (Hazardous Chemicals) Amendment 2020 and ADG requirements

Safety Data Sheet according to the Health and Safety at Work (Hazardous Substances) Regulations 2017

Issue Date: 26/04/2023

Print Date: 18/08/2023

S.GHS.AUS/NZ.EN.E

## SECTION 1 Identification of the substance / mixture and of the company / undertaking

### Product Identifier

Product name	Thermalle™ VACUSEAL-PLUS Silicone High Vacuum Grease
Chemical Name	Not Applicable
Chemical formula	Not Applicable
Other means of identification	Not Available

### Relevant identified uses of the substance or mixture and uses advised against

Relevant identified uses	For use in lubricating, mould releases, vacuum seals and high voltage applications. Ingredients approved for incidental food contact. Use according to manufacturer's directions.
--------------------------	--

### Details of the manufacturer or supplier of the safety data sheet

Registered company name	Chemtools Pty Ltd	Chemtools Pty Ltd
Address	Unit 2, 14 - 16 Lee Holm Road St Marys NSW 2760 Australia	15/62 Factory Road Belfast Christchurch 8051 New Zealand
Telephone	1300 738 250, +61 2 9833 9766	+64 9 940 2745
Fax	+61 2 9623 3670	+61 2 9623 3670
Website	<a href="http://www.chemtools.com.au">www.chemtools.com.au</a>	<a href="http://www.chemtools.co.nz">www.chemtools.co.nz</a>
Email	sales@chemtools.com.au	sales@chemtools.com.au

### Emergency telephone number

Association / Organisation	Poisons Information Centre	National Poisons Centre
Emergency telephone numbers	13 11 26	0800 764 766
Other emergency telephone numbers	Not Available	Not Available

## SECTION 2 Hazards identification

### Classification of the substance or mixture

**NON-HAZARDOUS CHEMICAL. NON-DANGEROUS GOODS. According to the WHS Regulations and the ADG Code.**

Poisons Schedule	Not Applicable
Classification <sup>[1]</sup>	Not Applicable
Legend:	1. Classified by Chemwatch; 2. Classification drawn from HCIS; 3. Classification drawn from Regulation (EU) No 1272/2008 - Annex VI

### Label elements

<b>Hazard pictogram(s)</b>	Not Applicable
----------------------------	----------------

<b>Signal word</b>	<b>Not Applicable</b>
--------------------	-----------------------

**Hazard statement(s)**

Not Applicable

**Precautionary statement(s) Prevention**

Not Applicable

**Precautionary statement(s) Response**

Not Applicable

**Precautionary statement(s) Storage**

Not Applicable

**Precautionary statement(s) Disposal**

Not Applicable

**Not considered a Hazardous Substance according to the criteria of the New Zealand Hazardous Substances New Organisms legislation. Not regulated for transport of Dangerous Goods.**

**NFPA 704 diamond**

Note: The hazard category numbers found in GHS classification in section 2 of this SDSs are NOT to be used to fill in the NFPA 704 diamond. Blue = Health Red = Fire Yellow = Reactivity White = Special (Oxidizer or water reactive substances)

<b>Classification [1]</b>	Not Applicable
<b>Determined by Chemwatch using GHS/HSNO criteria</b>	Not Available

**Label elements**

<b>Hazard pictogram(s)</b>	Not Applicable
----------------------------	----------------

<b>Signal word</b>	<b>Not Applicable</b>
--------------------	-----------------------

**Hazard statement(s)**

Not Applicable

**Supplementary statement(s)**

Not Applicable

**Precautionary statement(s) Prevention**

Not Applicable

**Precautionary statement(s) Response**

Not Applicable

**Precautionary statement(s) Storage**

Not Applicable

**Precautionary statement(s) Disposal**

Not Applicable

**SECTION 3 Composition / information on ingredients****Substances**

See section below for composition of Mixtures

**Mixtures**

CAS No	%[weight]	Name
Not Available	100	Ingredients determined not to be hazardous

**Legend:** 1. Classified by Chemwatch; 2. Classification drawn from CCID EPA NZ; 3. Classification drawn from Regulation (EU) No 1272/2008 - Annex VI; 4. Classification drawn from C&L; \* EU IOELVs available

## SECTION 4 First aid measures

### Description of first aid measures

<b>Eye Contact</b>	<p>If this product comes in contact with eyes:</p> <ul style="list-style-type: none"> <li>▶ Wash out immediately with water.</li> <li>▶ If irritation continues, seek medical attention.</li> <li>▶ Removal of contact lenses after an eye injury should only be undertaken by skilled personnel.</li> </ul>
<b>Skin Contact</b>	<p>If skin or hair contact occurs:</p> <ul style="list-style-type: none"> <li>▶ Flush skin and hair with running water (and soap if available).</li> <li>▶ Seek medical attention in event of irritation.</li> </ul>
<b>Inhalation</b>	<ul style="list-style-type: none"> <li>▶ If fumes, aerosols or combustion products are inhaled remove from contaminated area.</li> <li>▶ Other measures are usually unnecessary.</li> </ul>
<b>Ingestion</b>	<ul style="list-style-type: none"> <li>▶ Immediately give a glass of water.</li> <li>▶ First aid is not generally required. If in doubt, contact a Poisons Information Centre or a doctor.</li> </ul>

### Indication of any immediate medical attention and special treatment needed

Treat symptomatically.

## SECTION 5 Firefighting measures

### Extinguishing media

- ▶ Foam.
- ▶ Dry chemical powder.
- ▶ BCF (where regulations permit).
- ▶ Carbon dioxide.
- ▶ Water spray or fog - Large fires only.

### Special hazards arising from the substrate or mixture

<b>Fire Incompatibility</b>	▶ Avoid contamination with oxidising agents i.e. nitrates, oxidising acids, chlorine bleaches, pool chlorine etc. as ignition may result
-----------------------------	--

### Advice for firefighters

<b>Fire Fighting</b>	<ul style="list-style-type: none"> <li>▶ Alert Fire Brigade and tell them location and nature of hazard.</li> <li>▶ Wear breathing apparatus plus protective gloves.</li> <li>▶ Prevent, by any means available, spillage from entering drains or water courses.</li> <li>▶ Use water delivered as a fine spray to control fire and cool adjacent area.</li> <li>▶ <b>DO NOT</b> approach containers suspected to be hot.</li> <li>▶ Cool fire exposed containers with water spray from a protected location.</li> <li>▶ If safe to do so, remove containers from path of fire.</li> <li>▶ Equipment should be thoroughly decontaminated after use.</li> </ul>
<b>Fire/Explosion Hazard</b>	<ul style="list-style-type: none"> <li>▶ Combustible.</li> <li>▶ Slight fire hazard when exposed to heat or flame.</li> <li>▶ Heating may cause expansion or decomposition leading to violent rupture of containers.</li> <li>▶ On combustion, may emit toxic fumes of carbon monoxide (CO).</li> <li>▶ May emit acrid smoke.</li> <li>▶ Mists containing combustible materials may be explosive.</li> </ul> <p>Combustion products include: carbon monoxide (CO) carbon dioxide (CO<sub>2</sub>) other pyrolysis products typical of burning organic material.</p>

## SECTION 6 Accidental release measures

### Personal precautions, protective equipment and emergency procedures

See section 8

## Environmental precautions

See section 12

## Methods and material for containment and cleaning up

<b>Minor Spills</b>	<ul style="list-style-type: none"> <li>▶ Clean up all spills immediately.</li> <li>▶ Avoid contact with skin and eyes.</li> <li>▶ Wear impervious gloves and safety goggles.</li> <li>▶ Trowel up/scrape up.</li> <li>▶ Place spilled material in clean, dry, sealed container.</li> <li>▶ Flush spill area with water.</li> </ul>
<b>Major Spills</b>	<ul style="list-style-type: none"> <li>▶ Clear area of personnel and move upwind.</li> <li>▶ Alert Fire Brigade and tell them location and nature of hazard.</li> <li>▶ Control personal contact with the substance, by using protective equipment.</li> <li>▶ Prevent spillage from entering drains, sewers or water courses.</li> <li>▶ Recover product wherever possible.</li> <li>▶ Put residues in labelled containers for disposal.</li> <li>▶ If contamination of drains or waterways occurs, advise emergency services.</li> </ul>

Personal Protective Equipment advice is contained in Section 8 of the SDS.

## SECTION 7 Handling and storage

### Precautions for safe handling

<b>Safe handling</b>	<ul style="list-style-type: none"> <li>▶ Limit all unnecessary personal contact.</li> <li>▶ Wear protective clothing when risk of exposure occurs.</li> <li>▶ Use in a well-ventilated area.</li> <li>▶ Avoid contact with incompatible materials.</li> <li>▶ When handling, <b>DO NOT eat, drink or smoke.</b></li> <li>▶ Keep containers securely sealed when not in use.</li> <li>▶ Avoid physical damage to containers.</li> <li>▶ Always wash hands with soap and water after handling.</li> <li>▶ Work clothes should be laundered separately.</li> <li>▶ Use good occupational work practice.</li> <li>▶ Observe manufacturer's storage and handling recommendations contained within this SDS.</li> <li>▶ Atmosphere should be regularly checked against established exposure standards to ensure safe working conditions are maintained.</li> </ul>
<b>Other information</b>	<ul style="list-style-type: none"> <li>▶ Store in original containers.</li> <li>▶ Keep containers securely sealed.</li> <li>▶ Store in a cool, dry, well-ventilated area.</li> <li>▶ Store away from incompatible materials and foodstuff containers.</li> <li>▶ Protect containers against physical damage and check regularly for leaks.</li> <li>▶ Observe manufacturer's storage and handling recommendations contained within this SDS.</li> </ul>

### Conditions for safe storage, including any incompatibilities

<b>Suitable container</b>	<ul style="list-style-type: none"> <li>▶ Metal can or drum</li> <li>▶ Packaging as recommended by manufacturer.</li> <li>▶ Check all containers are clearly labelled and free from leaks.</li> </ul>
<b>Storage incompatibility</b>	<p>Avoid contamination of water, foodstuffs, feed or seed.</p> <ul style="list-style-type: none"> <li>▶ Avoid reaction with oxidising agents</li> </ul>



X — Must not be stored together

O — May be stored together with specific preventions

+ — May be stored together

Note: Depending on other risk factors, compatibility assessment based on the table above may not be relevant to storage situations, particularly where large volumes of dangerous goods are stored and handled. Reference should be made to the Safety Data Sheets for each substance or article and risks assessed accordingly.

## SECTION 8 Exposure controls / personal protection

### Control parameters

Continued...

## Thermalle™ VACUSEAL-PLUS Silicone High Vacuum Grease

## Occupational Exposure Limits (OEL)

## INGREDIENT DATA




Not Available

## Emergency Limits

Ingredient	TEEL-1	TEEL-2	TEEL-3
Thermalle™ VACUSEAL-PLUS Silicone High Vacuum Grease	Not Available	Not Available	Not Available

Ingredient	Original IDLH	Revised IDLH
Thermalle™ VACUSEAL-PLUS Silicone High Vacuum Grease	Not Available	Not Available

## Exposure controls

Appropriate engineering controls	<p>Engineering controls are used to remove a hazard or place a barrier between the worker and the hazard. Well-designed engineering controls can be highly effective in protecting workers and will typically be independent of worker interactions to provide this high level of protection.</p> <p>The basic types of engineering controls are:</p> <p>Process controls which involve changing the way a job activity or process is done to reduce the risk.</p> <p>Enclosure and/or isolation of emission source which keeps a selected hazard "physically" away from the worker and ventilation that strategically "adds" and "removes" air in the work environment. Ventilation can remove or dilute an air contaminant if designed properly. The design of a ventilation system must match the particular process and chemical or contaminant in use. Employers may need to use multiple types of controls to prevent employee overexposure.</p> <p>General exhaust is adequate under normal operating conditions. If risk of overexposure exists, wear SAA approved respirator. Correct fit is essential to obtain adequate protection. Provide adequate ventilation in warehouse or closed storage areas. Air contaminants generated in the workplace possess varying "escape" velocities which, in turn, determine the "capture velocities" of fresh circulating air required to effectively remove the contaminant.</p>										
	<table border="1"> <thead> <tr> <th>Type of Contaminant:</th> <th>Air Speed:</th> </tr> </thead> <tbody> <tr> <td>solvent, vapours, degreasing etc., evaporating from tank (in still air)</td> <td>0.25-0.5 m/s (50-100 f/min)</td> </tr> <tr> <td>aerosols, fumes from pouring operations, intermittent container filling, low speed conveyer transfers, welding, spray drift, plating acid fumes, pickling (released at low velocity into zone of active generation)</td> <td>0.5-1 m/s (100-200 f/min.)</td> </tr> <tr> <td>direct spray, spray painting in shallow booths, drum filling, conveyer loading, crusher dusts, gas discharge (active generation into zone of rapid air motion)</td> <td>1-2.5 m/s (200-500 f/min)</td> </tr> <tr> <td>grinding, abrasive blasting, tumbling, high speed wheel generated dusts (released at high initial velocity into zone of very high rapid air motion).</td> <td>2.5-10 m/s (500-2000 f/min.)</td> </tr> </tbody> </table>	Type of Contaminant:	Air Speed:	solvent, vapours, degreasing etc., evaporating from tank (in still air)	0.25-0.5 m/s (50-100 f/min)	aerosols, fumes from pouring operations, intermittent container filling, low speed conveyer transfers, welding, spray drift, plating acid fumes, pickling (released at low velocity into zone of active generation)	0.5-1 m/s (100-200 f/min.)	direct spray, spray painting in shallow booths, drum filling, conveyer loading, crusher dusts, gas discharge (active generation into zone of rapid air motion)	1-2.5 m/s (200-500 f/min)	grinding, abrasive blasting, tumbling, high speed wheel generated dusts (released at high initial velocity into zone of very high rapid air motion).	2.5-10 m/s (500-2000 f/min.)
	Type of Contaminant:	Air Speed:									
	solvent, vapours, degreasing etc., evaporating from tank (in still air)	0.25-0.5 m/s (50-100 f/min)									
	aerosols, fumes from pouring operations, intermittent container filling, low speed conveyer transfers, welding, spray drift, plating acid fumes, pickling (released at low velocity into zone of active generation)	0.5-1 m/s (100-200 f/min.)									
direct spray, spray painting in shallow booths, drum filling, conveyer loading, crusher dusts, gas discharge (active generation into zone of rapid air motion)	1-2.5 m/s (200-500 f/min)										
grinding, abrasive blasting, tumbling, high speed wheel generated dusts (released at high initial velocity into zone of very high rapid air motion).	2.5-10 m/s (500-2000 f/min.)										
<p>Within each range the appropriate value depends on:</p> <table border="1"> <thead> <tr> <th>Lower end of the range</th> <th>Upper end of the range</th> </tr> </thead> <tbody> <tr> <td>1: Room air currents minimal or favourable to capture</td> <td>1: Disturbing room air currents</td> </tr> <tr> <td>2: Contaminants of low toxicity or of nuisance value only</td> <td>2: Contaminants of high toxicity</td> </tr> <tr> <td>3: Intermittent, low production.</td> <td>3: High production, heavy use</td> </tr> <tr> <td>4: Large hood or large air mass in motion</td> <td>4: Small hood - local control only</td> </tr> </tbody> </table>	Lower end of the range	Upper end of the range	1: Room air currents minimal or favourable to capture	1: Disturbing room air currents	2: Contaminants of low toxicity or of nuisance value only	2: Contaminants of high toxicity	3: Intermittent, low production.	3: High production, heavy use	4: Large hood or large air mass in motion	4: Small hood - local control only	
Lower end of the range	Upper end of the range										
1: Room air currents minimal or favourable to capture	1: Disturbing room air currents										
2: Contaminants of low toxicity or of nuisance value only	2: Contaminants of high toxicity										
3: Intermittent, low production.	3: High production, heavy use										
4: Large hood or large air mass in motion	4: Small hood - local control only										
<p>Simple theory shows that air velocity falls rapidly with distance away from the opening of a simple extraction pipe. Velocity generally decreases with the square of distance from the extraction point (in simple cases). Therefore the air speed at the extraction point should be adjusted, accordingly, after reference to distance from the contaminating source. The air velocity at the extraction fan, for example, should be a minimum of 1-2 m/s (200-400 f/min.) for extraction of solvents generated in a tank 2 meters distant from the extraction point. Other mechanical considerations, producing performance deficits within the extraction apparatus, make it essential that theoretical air velocities are multiplied by factors of 10 or more when extraction systems are installed or used.</p>											
Individual protection measures, such as personal protective equipment	  										
Eye and face protection	<ul style="list-style-type: none"> <li>▶ Safety glasses with side shields</li> <li>▶ Chemical goggles. [AS/NZS 1337.1, EN166 or national equivalent]</li> <li>▶ Contact lenses may pose a special hazard; soft contact lenses may absorb and concentrate irritants. A written policy</li> </ul>										

Continued...

## Thermalle™ VACUSEAL-PLUS Silicone High Vacuum Grease

	document, describing the wearing of lenses or restrictions on use, should be created for each workplace or task. This should include a review of lens absorption and adsorption for the class of chemicals in use and an account of injury experience. Medical and first-aid personnel should be trained in their removal and suitable equipment should be readily available. In the event of chemical exposure, begin eye irrigation immediately and remove contact lens as soon as practicable. Lens should be removed at the first signs of eye redness or irritation - lens should be removed in a clean environment only after workers have washed hands thoroughly. [CDC NIOSH Current Intelligence Bulletin 59].
<b>Skin protection</b>	See Hand protection below
<b>Hands/feet protection</b>	Wear general protective gloves, eg. light weight rubber gloves.
<b>Body protection</b>	See Other protection below
<b>Other protection</b>	No special equipment needed when handling small quantities. <b>OTHERWISE:</b> <ul style="list-style-type: none"> <li>▸ Overalls.</li> <li>▸ Barrier cream.</li> <li>▸ Eyewash unit.</li> </ul>

**Respiratory protection**

- Cartridge respirators should never be used for emergency ingress or in areas of unknown vapour concentrations or oxygen content.
- The wearer must be warned to leave the contaminated area immediately on detecting any odours through the respirator. The odour may indicate that the mask is not functioning properly, that the vapour concentration is too high, or that the mask is not properly fitted. Because of these limitations, only restricted use of cartridge respirators is considered appropriate.
- Cartridge performance is affected by humidity. Cartridges should be changed after 2 hr of continuous use unless it is determined that the humidity is less than 75%, in which case, cartridges can be used for 4 hr. Used cartridges should be discarded daily, regardless of the length of time used

**SECTION 9 Physical and chemical properties****Information on basic physical and chemical properties**

<b>Appearance</b>	Colourless translucent paste with no odour; does not mix with water. Colourless		
<b>Physical state</b>	Non Slump Paste	<b>Relative density (Water = 1)</b>	0.98-1.04
<b>Odour</b>	No Odour	<b>Partition coefficient n-octanol / water</b>	Not Available
<b>Odour threshold</b>	Not Available	<b>Auto-ignition temperature (°C)</b>	Not Available
<b>pH (as supplied)</b>	Not Applicable	<b>Decomposition temperature (°C)</b>	Not Available
<b>Melting point / freezing point (°C)</b>	Not Available	<b>Viscosity (cSt)</b>	Not Available
<b>Initial boiling point and boiling range (°C)</b>	>260	<b>Molecular weight (g/mol)</b>	Not Applicable
<b>Flash point (°C)</b>	>260	<b>Taste</b>	Not Available
<b>Evaporation rate</b>	Not Available	<b>Explosive properties</b>	Not Available
<b>Flammability</b>	Not Applicable	<b>Oxidising properties</b>	Not Available
<b>Upper Explosive Limit (%)</b>	Not Available	<b>Surface Tension (dyn/cm or mN/m)</b>	Not Available
<b>Lower Explosive Limit (%)</b>	Not Available	<b>Volatile Component (%vol)</b>	Not Available
<b>Vapour pressure (kPa)</b>	Not Available	<b>Gas group</b>	Not Available
<b>Solubility in water</b>	Immiscible	<b>pH as a solution (1%)</b>	Not Applicable
<b>Vapour density (Air = 1)</b>	Not Available	<b>VOC g/L</b>	Not Available

**SECTION 10 Stability and reactivity**

<b>Reactivity</b>	See section 7
<b>Chemical stability</b>	Product is considered stable and hazardous polymerisation will not occur.
<b>Possibility of hazardous reactions</b>	See section 7
<b>Conditions to avoid</b>	See section 7
<b>Incompatible materials</b>	See section 7

<b>Hazardous decomposition products</b>	See section 5
---	---------------

## SECTION 11 Toxicological information

### Information on toxicological effects

<b>Inhaled</b>	The material is not thought to produce adverse health effects or irritation of the respiratory tract (as classified by EC Directives using animal models). Nevertheless, good hygiene practice requires that exposure be kept to a minimum and that suitable control measures be used in an occupational setting.
<b>Ingestion</b>	The material has <b>NOT</b> been classified by EC Directives or other classification systems as "harmful by ingestion". This is because of the lack of corroborating animal or human evidence.
<b>Skin Contact</b>	The material is not thought to produce adverse health effects or skin irritation following contact (as classified by EC Directives using animal models). Nevertheless, good hygiene practice requires that exposure be kept to a minimum and that suitable gloves be used in an occupational setting.
<b>Eye</b>	Although the material is not thought to be an irritant (as classified by EC Directives), direct contact with the eye may produce transient discomfort characterised by tearing or conjunctival redness (as with windburn).
<b>Chronic</b>	Long-term exposure to the product is not thought to produce chronic effects adverse to the health (as classified by EC Directives using animal models); nevertheless exposure by all routes should be minimised as a matter of course.

<b>Thermalle™ VACUSEAL-PLUS Silicone High Vacuum Grease</b>	<b>TOXICITY</b>	<b>IRRITATION</b>
	Not Available	Not Available
<b>Legend:</b>	1. Value obtained from Europe ECHA Registered Substances - Acute toxicity 2. Value obtained from manufacturer's SDS. Unless otherwise specified data extracted from RTECS - Register of Toxic Effect of chemical Substances	

<b>Acute Toxicity</b>	✗	<b>Carcinogenicity</b>	✗
<b>Skin Irritation/Corrosion</b>	✗	<b>Reproductivity</b>	✗
<b>Serious Eye Damage/Irritation</b>	✗	<b>STOT - Single Exposure</b>	✗
<b>Respiratory or Skin sensitisation</b>	✗	<b>STOT - Repeated Exposure</b>	✗
<b>Mutagenicity</b>	✗	<b>Aspiration Hazard</b>	✗

**Legend:** ✗ – Data either not available or does not fill the criteria for classification  
 ✓ – Data available to make classification

## SECTION 12 Ecological information

### Toxicity

<b>Thermalle™ VACUSEAL-PLUS Silicone High Vacuum Grease</b>	<b>Endpoint</b>	<b>Test Duration (hr)</b>	<b>Species</b>	<b>Value</b>	<b>Source</b>
	Not Available	Not Available	Not Available	Not Available	Not Available
<b>Legend:</b>	Extracted from 1. IUCLID Toxicity Data 2. Europe ECHA Registered Substances - Ecotoxicological Information - Aquatic Toxicity 4. US EPA, Ecotox database - Aquatic Toxicity Data 5. ECETOC Aquatic Hazard Assessment Data 6. NITE (Japan) - Bioconcentration Data 7. METI (Japan) - Bioconcentration Data 8. Vendor Data				

### Persistence and degradability

<b>Ingredient</b>	<b>Persistence: Water/Soil</b>	<b>Persistence: Air</b>
	No Data available for all ingredients	No Data available for all ingredients

### Bioaccumulative potential

<b>Ingredient</b>	<b>Bioaccumulation</b>
	No Data available for all ingredients

### Mobility in soil

<b>Ingredient</b>	<b>Mobility</b>
	No Data available for all ingredients

## SECTION 13 Disposal considerations

### Waste treatment methods

<b>Product / Packaging disposal</b>	<ul style="list-style-type: none"> <li>▸ Recycle wherever possible or consult manufacturer for recycling options.</li> <li>▸ Consult State Land Waste Authority for disposal.</li> <li>▸ Bury or incinerate residue at an approved site.</li> <li>▸ Recycle containers if possible, or dispose of in an authorised landfill.</li> </ul>
-------------------------------------	---

Ensure that the hazardous substance is disposed in accordance with the Hazardous Substances (Disposal) Notice 2017

### Disposal Requirements

Not applicable as substance/ material is non hazardous.

## SECTION 14 Transport information

### Labels Required

<b>Marine Pollutant</b>	NO
<b>HAZCHEM</b>	Not Applicable

**Land transport (ADG): NOT REGULATED FOR TRANSPORT OF DANGEROUS GOODS**

**Land transport (UN): NOT REGULATED FOR TRANSPORT OF DANGEROUS GOODS**

**Air transport (ICAO-IATA / DGR): NOT REGULATED FOR TRANSPORT OF DANGEROUS GOODS**

**Sea transport (IMDG-Code / GGVSee): NOT REGULATED FOR TRANSPORT OF DANGEROUS GOODS**

**Transport in bulk according to Annex II of MARPOL and the IBC code**

Not Applicable

**Transport in bulk in accordance with MARPOL Annex V and the IMSBC Code**

Product name	Group

**Transport in bulk in accordance with the IGC Code**

Product name	Ship Type

## SECTION 15 Regulatory information

### Safety, health and environmental regulations / legislation specific for the substance or mixture

This substance is to be managed using the conditions specified in an applicable Group Standard

HSR Number	Group Standard
Not Applicable	Not Applicable

Please refer to Section 8 of the SDS for any applicable tolerable exposure limit or Section 12 for environmental exposure limit.

### Hazardous Substance Location

Subject to the Health and Safety at Work (Hazardous Substances) Regulations 2017.

Hazard Class	Quantities
Not Applicable	Not Applicable

### Certified Handler

Subject to Part 4 of the Health and Safety at Work (Hazardous Substances) Regulations 2017.

Class of substance	Quantities
Not Applicable	Not Applicable

Refer Group Standards for further information



**Maximum quantities of certain hazardous substances permitted on passenger service vehicles**

Subject to Regulation 13.14 of the Health and Safety at Work (Hazardous Substances) Regulations 2017.

Hazard Class	Gas (aggregate water capacity in mL)	Liquid (L)	Solid (kg)	Maximum quantity per package for each classification
Not Applicable	Not Applicable	Not Applicable	Not Applicable	Not Applicable

**Tracking Requirements**

Not Applicable

**National Inventory Status**

National Inventory	Status
Australia - AIIC / Australia Non-Industrial Use	Not Available
Canada - DSL	Not Available
Canada - NDSL	Not Available
China - IECSC	Not Available
Europe - EINEC / ELINCS / NLP	Not Available
Japan - ENCS	Not Available
Korea - KECI	Not Available
New Zealand - NZIoC	Not Available
Philippines - PICCS	Not Available
USA - TSCA	Not Available
Taiwan - TCSI	Not Available
Mexico - INSQ	Not Available
Vietnam - NCI	Not Available
Russia - FBEPH	Not Available
<b>Legend:</b>	<p><i>Yes = All CAS declared ingredients are on the inventory</i></p> <p><i>No = One or more of the CAS listed ingredients are not on the inventory. These ingredients may be exempt or will require registration.</i></p>

**SECTION 16 Other information**

<b>Revision Date</b>	26/04/2023
<b>Initial Date</b>	26/04/2023

**Other information**

Classification of the preparation and its individual components has drawn on official and authoritative sources as well as independent review by the Chemwatch Classification committee using available literature references.

The SDS is a Hazard Communication tool and should be used to assist in the Risk Assessment. Many factors determine whether the reported Hazards are Risks in the workplace or other settings. Risks may be determined by reference to Exposures Scenarios. Scale of use, frequency of use and current or available engineering controls must be considered.