



AutoChem™ Heavy Duty Brake & Parts Cleaner

Chemtools Pty Ltd

Chemwatch: 87-76829

Version No: 10.1

Safety Data Sheet according to WHS Regulations (Hazardous Chemicals) Amendment 2020 and ADG requirements

Safety Data Sheet according to the Health and Safety at Work (Hazardous Substances) Regulations 2017

Chemwatch Hazard Alert Code: 3

Issue Date: 18/05/2023

Print Date: 22/05/2023

S.GHS.AUS/NZ.EN.E

SECTION 1 Identification of the substance / mixture and of the company / undertaking

Product Identifier

Product name	AutoChem™ Heavy Duty Brake & Parts Cleaner
Chemical Name	Not Applicable
Proper shipping name	HEPTANES
Chemical formula	Not Applicable
Other means of identification	Not Available

Relevant identified uses of the substance or mixture and uses advised against

Relevant identified uses	industrial solvent: Cleaning and degreasing. Use according to manufacturer's directions.
--------------------------	---

Details of the manufacturer or supplier of the safety data sheet

Registered company name	Chemtools Pty Ltd	Chemtools Pty Ltd
Address	Unit 2, 14 - 16 Lee Holm Road St Marys NSW 2760 Australia	15/62 Factory Road Belfast Christchurch 8051 New Zealand
Telephone	1300 738 250, +61 2 9833 9766	+64 9 940 2745
Fax	+61 2 9623 3670	+61 2 9623 3670
Website	www.chemtools.com.au	www.chemtools.co.nz
Email	sales@chemtools.com.au	sales@chemtools.com.au

Emergency telephone number

Association / Organisation	Poisons Information Centre	National Poisons Centre
Emergency telephone numbers	13 11 26	0800 764 766
Other emergency telephone numbers	Not Available	Not Available

SECTION 2 Hazards identification



Classification of the substance or mixture

HAZARDOUS CHEMICAL. DANGEROUS GOODS. According to the WHS Regulations and the ADG Code.

Poisons Schedule	S5
Classification ^[1]	Flammable Liquids Category 2, Aspiration Hazard Category 1
Legend:	1. Classified by Chemwatch; 2. Classification drawn from HCIS; 3. Classification drawn from Regulation (EU) No 1272/2008 - Annex VI

Label elements

AutoChem™ Heavy Duty Brake & Parts Cleaner

Hazard pictogram(s)	 
---------------------	---

Signal word	Danger
-------------	--------

Hazard statement(s)

H225	Highly flammable liquid and vapour.
H304	May be fatal if swallowed and enters airways.

Precautionary statement(s) Prevention

P210	Keep away from heat, hot surfaces, sparks, open flames and other ignition sources. No smoking.
P233	Keep container tightly closed.
P240	Ground and bond container and receiving equipment.
P241	Use explosion-proof electrical/ventilating/lighting/intrinsically safe equipment.
P242	Use non-sparking tools.
P243	Take action to prevent static discharges.
P280	Wear protective gloves and protective clothing.

Precautionary statement(s) Response

P301+P310	IF SWALLOWED: Immediately call a POISON CENTER/doctor/physician/first aider.
P331	Do NOT induce vomiting.
P370+P378	In case of fire: Use alcohol resistant foam or normal protein foam to extinguish.
P303+P361+P353	IF ON SKIN (or hair): Take off immediately all contaminated clothing. Rinse skin with water [or shower].

Precautionary statement(s) Storage

P403+P235	Store in a well-ventilated place. Keep cool.
P405	Store locked up.

Precautionary statement(s) Disposal

P501	Dispose of contents/container to authorised hazardous or special waste collection point in accordance with any local regulation.
------	--

Considered a Hazardous Substance according to the criteria of the New Zealand Hazardous Substances New Organisms legislation.
Classified as Dangerous Goods for transport purposes.


NFPA 704 diamond



Note: The hazard category numbers found in GHS classification in section 2 of this SDSs are NOT to be used to fill in the NFPA 704 diamond. Blue = Health Red = Fire Yellow = Reactivity White = Special (Oxidizer or water reactive substances)

Classification ^[1]	Flammable Liquids Category 2, Aspiration Hazard Category 1
Legend:	1. Classified by Chemwatch; 2. Classification drawn from CCID EPA NZ; 3. Classification drawn from Regulation (EU) No 1272/2008 - Annex VI
Determined by Chemwatch using GHS/HSNO criteria	3.1B, 6.1E (aspiration)

Label elements

Hazard pictogram(s)	 
---------------------	---

Signal word	Danger
-------------	--------

AutoChem™ Heavy Duty Brake & Parts Cleaner

Hazard statement(s)

H225	Highly flammable liquid and vapour.
H304	May be fatal if swallowed and enters airways.

Supplementary Phrases

Not Applicable

Precautionary statement(s) Prevention

P210	Keep away from heat, hot surfaces, sparks, open flames and other ignition sources. No smoking.
P233	Keep container tightly closed.
P240	Ground and bond container and receiving equipment.
P241	Use explosion-proof electrical/ventilating/lighting/intrinsically safe equipment.
P242	Use non-sparking tools.
P243	Take action to prevent static discharges.
P280	Wear protective gloves and protective clothing.

Precautionary statement(s) Response

P301+P310	IF SWALLOWED: Immediately call a POISON CENTER/doctor/physician/first aider.
P331	Do NOT induce vomiting.
P370+P378	In case of fire: Use alcohol resistant foam or normal protein foam to extinguish.
P303+P361+P353	IF ON SKIN (or hair): Take off immediately all contaminated clothing. Rinse skin with water [or shower].

Precautionary statement(s) Storage

P403+P235	Store in a well-ventilated place. Keep cool.
P405	Store locked up.

Precautionary statement(s) Disposal

P501	Dispose of contents/container to authorised hazardous or special waste collection point in accordance with any local regulation.
------	--

SECTION 3 Composition / information on ingredients

Substances

See section below for composition of Mixtures

Mixtures

CAS No	%[weight]	Name
Not Available	>80	heptane and isomers, various, as
31394-54-4		<u>heptane</u>
73513-42-5	<15	<u>isohexanes</u>

Legend: 1. Classified by Chemwatch; 2. Classification drawn from CCID EPA NZ; 3. Classification drawn from Regulation (EU) No 1272/2008 - Annex VI; 4. Classification drawn from C&L; * EU IOELVs available

SECTION 4 First aid measures

Description of first aid measures

Eye Contact	If this product comes in contact with the eyes: <ul style="list-style-type: none">▶ Wash out immediately with fresh running water.▶ Ensure complete irrigation of the eye by keeping eyelids apart and away from eye and moving the eyelids by occasionally lifting the upper and lower lids.▶ Seek medical attention without delay; if pain persists or recurs seek medical attention.▶ Removal of contact lenses after an eye injury should only be undertaken by skilled personnel.
Skin Contact	If skin or hair contact occurs: <ul style="list-style-type: none">▶ Flush skin and hair with running water (and soap if available).▶ Seek medical attention in event of irritation.

Continued...

AutoChem™ Heavy Duty Brake & Parts Cleaner

Inhalation	<ul style="list-style-type: none"> ▸ If fumes or combustion products are inhaled remove from contaminated area. ▸ Lay patient down. Keep warm and rested. ▸ Prostheses such as false teeth, which may block airway, should be removed, where possible, prior to initiating first aid procedures. ▸ Apply artificial respiration if not breathing, preferably with a demand valve resuscitator, bag-valve mask device, or pocket mask as trained. Perform CPR if necessary. ▸ Transport to hospital, or doctor.
Ingestion	<ul style="list-style-type: none"> ▸ If swallowed do NOT induce vomiting. ▸ If vomiting occurs, lean patient forward or place on left side (head-down position, if possible) to maintain open airway and prevent aspiration. ▸ Observe the patient carefully. ▸ Never give liquid to a person showing signs of being sleepy or with reduced awareness; i.e. becoming unconscious. ▸ Give water to rinse out mouth, then provide liquid slowly and as much as casualty can comfortably drink. ▸ Seek medical advice. ▸ If spontaneous vomiting appears imminent or occurs, hold patient's head down, lower than their hips to help avoid possible aspiration of vomitus.

Indication of any immediate medical attention and special treatment needed

Any material aspirated during vomiting may produce lung injury. Therefore emesis should not be induced mechanically or pharmacologically. Mechanical means should be used if it is considered necessary to evacuate the stomach contents; these include gastric lavage after endotracheal intubation. If spontaneous vomiting has occurred after ingestion, the patient should be monitored for difficult breathing, as adverse effects of aspiration into the lungs may be delayed up to 48 hours.

SECTION 5 Firefighting measures**Extinguishing media**

- Foam.
- Dry chemical powder.
- BCF (where regulations permit).
- Carbon dioxide.
- Water spray or fog - Large fires only.

Special hazards arising from the substrate or mixture

Fire Incompatibility	▸ Avoid contamination with oxidising agents i.e. nitrates, oxidising acids, chlorine bleaches, pool chlorine etc. as ignition may result
----------------------	--

Advice for firefighters

Fire Fighting	<ul style="list-style-type: none"> ▸ Alert Fire Brigade and tell them location and nature of hazard. ▸ May be violently or explosively reactive. ▸ Wear breathing apparatus plus protective gloves in the event of a fire. ▸ Prevent, by any means available, spillage from entering drains or water course. ▸ Consider evacuation (or protect in place). ▸ Fight fire from a safe distance, with adequate cover. ▸ If safe, switch off electrical equipment until vapour fire hazard removed. ▸ Use water delivered as a fine spray to control the fire and cool adjacent area. ▸ Avoid spraying water onto liquid pools. ▸ Do not approach containers suspected to be hot. ▸ Cool fire exposed containers with water spray from a protected location. ▸ If safe to do so, remove containers from path of fire.
Fire/Explosion Hazard	<ul style="list-style-type: none"> ▸ Liquid and vapour are highly flammable. ▸ Severe fire hazard when exposed to heat, flame and/or oxidisers. ▸ Vapour may travel a considerable distance to source of ignition. ▸ Heating may cause expansion or decomposition leading to violent rupture of containers. ▸ On combustion, may emit toxic fumes of carbon monoxide (CO). <p>Combustion products include: carbon dioxide (CO₂) other pyrolysis products typical of burning organic material.</p>

SECTION 6 Accidental release measures**Personal precautions, protective equipment and emergency procedures**

See section 8

Environmental precautions

See section 12

Continued...

AutoChem™ Heavy Duty Brake & Parts Cleaner

Methods and material for containment and cleaning up

Minor Spills	<ul style="list-style-type: none"> Remove all ignition sources. Clean up all spills immediately. Avoid breathing vapours and contact with skin and eyes. Control personal contact with the substance, by using protective equipment. Contain and absorb small quantities with vermiculite or other absorbent material. Wipe up. Collect residues in a flammable waste container.
Major Spills	<ul style="list-style-type: none"> Clear area of personnel and move upwind. Alert Fire Brigade and tell them location and nature of hazard. May be violently or explosively reactive. Wear breathing apparatus plus protective gloves. Prevent, by any means available, spillage from entering drains or water course. Consider evacuation (or protect in place). No smoking, naked lights or ignition sources. Increase ventilation. Stop leak if safe to do so. Water spray or fog may be used to disperse /absorb vapour. Contain spill with sand, earth or vermiculite. Use only spark-free shovels and explosion proof equipment. Collect recoverable product into labelled containers for recycling. Absorb remaining product with sand, earth or vermiculite. Collect solid residues and seal in labelled drums for disposal. Wash area and prevent runoff into drains. If contamination of drains or waterways occurs, advise emergency services.

Personal Protective Equipment advice is contained in Section 8 of the SDS.

SECTION 7 Handling and storage

Precautions for safe handling

Safe handling	<ul style="list-style-type: none"> Containers, even those that have been emptied, may contain explosive vapours. Do NOT cut, drill, grind, weld or perform similar operations on or near containers. Avoid all personal contact, including inhalation. Wear protective clothing when risk of exposure occurs. Use in a well-ventilated area. Prevent concentration in hollows and sumps. DO NOT enter confined spaces until atmosphere has been checked. Avoid smoking, naked lights, heat or ignition sources. When handling, DO NOT eat, drink or smoke. Vapour may ignite on pumping or pouring due to static electricity. DO NOT use plastic buckets. Earth and secure metal containers when dispensing or pouring product. Use spark-free tools when handling. Avoid contact with incompatible materials. Keep containers securely sealed. Avoid physical damage to containers. Always wash hands with soap and water after handling. Work clothes should be laundered separately. Use good occupational work practice. Observe manufacturer's storage and handling recommendations contained within this SDS. Atmosphere should be regularly checked against established exposure standards to ensure safe working conditions.
Other information	<ul style="list-style-type: none"> Store in original containers in approved flame-proof area. No smoking, naked lights, heat or ignition sources. DO NOT store in pits, depression, basement or areas where vapours may be trapped. Keep containers securely sealed. Store away from incompatible materials in a cool, dry well ventilated area. Protect containers against physical damage and check regularly for leaks. Observe manufacturer's storage and handling recommendations contained within this MSDS. Tank storage: Tanks must be specifically designed for use with this product. Bulk storage tanks should be diked (bunded). Locate tanks away from heat and other sources of ignition. Cleaning, inspection and maintenance of storage tanks is a specialist operation, which requires the implementation of strict procedures and precautions. Keep in a cool place. Electrostatic charges will be generated during pumping. Electrostatic discharge may cause fire. Ensure electrical continuity by bonding and grounding (earthing) all equipment to reduce the risk. The vapours in the head space of the storage vessel may lie in the flammable/explosive range and hence may be flammable. For containers, or container linings use mild steel, stainless steel. Examples of suitable materials are: high density polyethylene (HDPE), polypropylene (PP), and Viton (FMK), which have been specifically tested for compatibility with this product.


Continued...

AutoChem™ Heavy Duty Brake & Parts Cleaner

- ▶ For container linings, use amine-adduct cured epoxy paint.
- ▶ For seals and gaskets use: graphite, PTFE, Viton A, Viton B.
- ▶ Unsuitable material: Some synthetic materials may be unsuitable for containers or container linings depending on the material specification and intended use. Examples of materials to avoid are: natural rubber (NR), nitrile rubber (NBR), ethylene propylene rubber (EPDM), polymethyl methacrylate (PMMA), polystyrene, polyvinyl chloride (PVC), polyisobutylene. However, some may be suitable for glove materials.
- ▶ Do not cut, drill, grind, weld or perform similar operations on or near containers. Containers, even those that have been emptied, can contain explosive vapours.

Conditions for safe storage, including any incompatibilities

Suitable container	<ul style="list-style-type: none"> ▶ Packing as supplied by manufacturer. ▶ Plastic containers may only be used if approved for flammable liquid. ▶ Check that containers are clearly labelled and free from leaks. ▶ For low viscosity materials (i) : Drums and jerry cans must be of the non-removable head type. (ii) : Where a can is to be used as an inner package, the can must have a screwed enclosure. ▶ For materials with a viscosity of at least 2680 cSt. (23 deg. C) ▶ For manufactured product having a viscosity of at least 250 cSt. (23 deg. C) ▶ Manufactured product that requires stirring before use and having a viscosity of at least 20 cSt (25 deg. C): (i) Removable head packaging; (ii) Cans with friction closures and (iii) low pressure tubes and cartridges may be used. ▶ Where combination packages are used, and the inner packages are of glass, there must be sufficient inert cushioning material in contact with inner and outer packages ▶ In addition, where inner packagings are glass and contain liquids of packing group I there must be sufficient inert absorbent to absorb any spillage, unless the outer packaging is a close fitting moulded plastic box and the substances are not incompatible with the plastic.
Storage incompatibility	<p>Low molecular weight alkanes:</p> <ul style="list-style-type: none"> ▶ May react violently with strong oxidisers, chlorine, chlorine dioxide, dioxygenyl tetrafluoroborate. ▶ May react with oxidising materials, nickel carbonyl in the presence of oxygen, heat. ▶ Are incompatible with nitronium tetrafluoroborate(1-), halogens and interhalogens ▶ may generate electrostatic charges, due to low conductivity, on flow or agitation. ▶ Avoid flame and ignition sources <p>Redox reactions of alkanes, in particular with oxygen and the halogens, are possible as the carbon atoms are in a strongly reduced condition. Reaction with oxygen (if present in sufficient quantity to satisfy the reaction stoichiometry) leads to combustion without any smoke, producing carbon dioxide and water. Free radical halogenation reactions occur with halogens, leading to the production of haloalkanes. In addition, alkanes have been shown to interact with, and bind to, certain transition metal complexes. Interaction between chlorine and ethane over activated carbon at 350 deg C has caused explosions, but added carbon dioxide reduces the risk. The violent interaction of liquid chlorine injected into ethane at 80 deg C/10 bar becomes very violent if ethylene is also present. A mixture prepared at -196 deg C with either methane or ethane exploded when the temp was raised to -78 deg C. Addition of nickel carbonyl to an n-butane-oxygen mixture causes an explosion at 20-40 deg C. Alkanes will react with steam in the presence of a nickel catalyst to give hydrogen.</p> <ul style="list-style-type: none"> ▶ Avoid reaction with oxidising agents



X — Must not be stored together

0 — May be stored together with specific precautions

+ — May be stored together

Note: Depending on other risk factors, compatibility assessment based on the table above may not be relevant to storage situations, particularly where large volumes of dangerous goods are stored and handled. Reference should be made to the Safety Data Sheets for each substance or article and risks assessed accordingly.

SECTION 8 Exposure controls / personal protection

Control parameters

Occupational Exposure Limits (OEL)

INGREDIENT DATA

Source	Ingredient	Material name	TWA	STEL	Peak	Notes
Australia Exposure Standards	heptane	Heptane (n-Heptane)	400 ppm / 1640 mg/m3	2050 mg/m3 / 500 ppm	Not Available	Not Available
New Zealand Workplace Exposure Standards (WES)	heptane	Heptane (n-Heptane)	400 ppm / 1640 mg/m3	2050 mg/m3 / 500 ppm	Not Available	oto - Ototoxin
Australia Exposure Standards	isohexanes	Hexane, other isomers	500 ppm / 1760 mg/m3	3500 mg/m3 / 1000 ppm	Not Available	Not Available

Continued...






AutoChem™ Heavy Duty Brake & Parts Cleaner

Emergency Limits

Ingredient	TEEL-1	TEEL-2	TEEL-3
heptane	500 ppm	830 ppm	5000* ppm

Ingredient	Original IDLH	Revised IDLH
heptane	750 ppm	Not Available
isohexanes	Not Available	Not Available

Exposure controls

Appropriate engineering controls	Engineering controls are used to remove a hazard or place a barrier between the worker and the hazard. Well-designed engineering controls can be highly effective in protecting workers and will typically be independent of worker interactions to provide this high level of protection. The basic types of engineering controls are: Process controls which involve changing the way a job activity or process is done to reduce the risk. Enclosure and/or isolation of emission source which keeps a selected hazard "physically" away from the worker and ventilation that strategically "adds" and "removes" air in the work environment. Ventilation can remove or dilute an air contaminant if designed properly. The design of a ventilation system must match the particular process and chemical or contaminant in use. Employers may need to use multiple types of controls to prevent employee overexposure. For flammable liquids and flammable gases, local exhaust ventilation or a process enclosure ventilation system may be required Ventilation equipment should be explosion-resistant. Air contaminants generated in the workplace possess varying "escape" velocities which, in turn, determine the "capture velocities" of fresh circulating air required to effectively remove the contaminant.	
	Type of Contaminant:	Air Speed:
	solvent, vapours, degreasing etc., evaporating from tank (in still air).	0.25-0.5 m/s (50-100 f/min.)
	aerosols, fumes from pouring operations, intermittent container filling, low speed conveyer transfers, welding, spray drift, plating acid fumes, pickling (released at low velocity into zone of active generation)	0.5-1 m/s (100-200 f/min.)
	direct spray, spray painting in shallow booths, drum filling, conveyer loading, crusher dusts, gas discharge (active generation into zone of rapid air motion)	1-2.5 m/s (200-500 f/min.)
	Within each range the appropriate value depends on:	
	Lower end of the range	Upper end of the range
	1: Room air currents minimal or favourable to capture	1: Disturbing room air currents
	2: Contaminants of low toxicity or of nuisance value only.	2: Contaminants of high toxicity
	3: Intermittent, low production.	3: High production, heavy use
4: Large hood or large air mass in motion	4: Small hood-local control only	
Simple theory shows that air velocity falls rapidly with distance away from the opening of a simple extraction pipe. Velocity generally decreases with the square of distance from the extraction point (in simple cases). Therefore the air speed at the extraction point should be adjusted, accordingly, after reference to distance from the contaminating source. The air velocity at the extraction fan, for example, should be a minimum of 1-2 m/s (200-400 f/min.) for extraction of solvents generated in a tank 2 meters distant from the extraction point. Other mechanical considerations, producing performance deficits within the extraction apparatus, make it essential that theoretical air velocities are multiplied by factors of 10 or more when extraction systems are installed or used. · Adequate ventilation is typically taken to be that which limits the average concentration to no more than 25% of the LEL within the building, room or enclosure containing the dangerous substance. · Ventilation for plant and machinery is normally considered adequate if it limits the average concentration of any dangerous substance that might potentially be present to no more than 25% of the LEL. However, an increase up to a maximum 50% LEL can be acceptable where additional safeguards are provided to prevent the formation of a hazardous explosive atmosphere. For example, gas detectors linked to emergency shutdown of the process might be used together with maintaining or increasing the exhaust ventilation on solvent evaporating ovens and gas turbine enclosures. · Temporary exhaust ventilation systems may be provided for non-routine higher-risk activities, such as cleaning, repair or maintenance in tanks or other confined spaces or in an emergency after a release. The work procedures for such activities should be carefully considered.. The atmosphere should be continuously monitored to ensure that ventilation is adequate and the area remains safe. Where workers will enter the space, the ventilation should ensure that the concentration of the dangerous substance does not exceed 10% of the LEL (irrespective of the provision of suitable breathing apparatus)		
Individual protection measures, such as personal protective equipment	<div></div>	

AutoChem™ Heavy Duty Brake & Parts Cleaner

Eye and face protection	<ul style="list-style-type: none"> ▸ Safety glasses with side shields ▸ Chemical goggles. ▸ Contact lenses may pose a special hazard; soft contact lenses may absorb and concentrate irritants. A written policy document, describing the wearing of lenses or restrictions on use, should be created for each workplace or task. This should include a review of lens absorption and adsorption for the class of chemicals in use and an account of injury experience. Medical and first-aid personnel should be trained in their removal and suitable equipment should be readily available. In the event of chemical exposure, begin eye irrigation immediately and remove contact lens as soon as practicable. Lens should be removed at the first signs of eye redness or irritation - lens should be removed in a clean environment only after workers have washed hands thoroughly. [CDC NIOSH Current Intelligence Bulletin 59], [AS/NZS 1336 or national equivalent]
Skin protection	See Hand protection below
Hands/feet protection	<p>The selection of suitable gloves does not only depend on the material, but also on further marks of quality which vary from manufacturer to manufacturer. Where the chemical is a preparation of several substances, the resistance of the glove material can not be calculated in advance and has therefore to be checked prior to the application.</p> <p>The exact break through time for substances has to be obtained from the manufacturer of the protective gloves and has to be observed when making a final choice.</p> <p>Personal hygiene is a key element of effective hand care. Gloves must only be worn on clean hands. After using gloves, hands should be washed and dried thoroughly. Application of a non-perfumed moisturiser is recommended.</p> <p>Suitability and durability of glove type is dependent on usage. Important factors in the selection of gloves include:</p> <ul style="list-style-type: none"> · frequency and duration of contact, · chemical resistance of glove material, · glove thickness and · dexterity <p>Select gloves tested to a relevant standard (e.g. Europe EN 374, US F739, AS/NZS 2161.1 or national equivalent).</p> <ul style="list-style-type: none"> · When prolonged or frequently repeated contact may occur, a glove with a protection class of 5 or higher (breakthrough time greater than 240 minutes according to EN 374, AS/NZS 2161.10.1 or national equivalent) is recommended. · When only brief contact is expected, a glove with a protection class of 3 or higher (breakthrough time greater than 60 minutes according to EN 374, AS/NZS 2161.10.1 or national equivalent) is recommended. · Some glove polymer types are less affected by movement and this should be taken into account when considering gloves for long-term use. · Contaminated gloves should be replaced. <p>As defined in ASTM F-739-96 in any application, gloves are rated as:</p> <ul style="list-style-type: none"> · Excellent when breakthrough time > 480 min · Good when breakthrough time > 20 min · Fair when breakthrough time < 20 min · Poor when glove material degrades <p>For general applications, gloves with a thickness typically greater than 0.35 mm, are recommended.</p> <p>It should be emphasised that glove thickness is not necessarily a good predictor of glove resistance to a specific chemical, as the permeation efficiency of the glove will be dependent on the exact composition of the glove material. Therefore, glove selection should also be based on consideration of the task requirements and knowledge of breakthrough times.</p> <p>Glove thickness may also vary depending on the glove manufacturer, the glove type and the glove model. Therefore, the manufacturers technical data should always be taken into account to ensure selection of the most appropriate glove for the task.</p> <p>Note: Depending on the activity being conducted, gloves of varying thickness may be required for specific tasks. For example:</p> <ul style="list-style-type: none"> · Thinner gloves (down to 0.1 mm or less) may be required where a high degree of manual dexterity is needed. However, these gloves are only likely to give short duration protection and would normally be just for single use applications, then disposed of. · Thicker gloves (up to 3 mm or more) may be required where there is a mechanical (as well as a chemical) risk i.e. where there is abrasion or puncture potential <p>Gloves must only be worn on clean hands. After using gloves, hands should be washed and dried thoroughly. Application of a non-perfumed moisturiser is recommended.</p> <ul style="list-style-type: none"> ▸ Wear chemical protective gloves, e.g. PVC. ▸ Wear safety footwear or safety gumboots, e.g. Rubber
Body protection	See Other protection below
Other protection	<ul style="list-style-type: none"> ▸ Overalls. ▸ PVC Apron. ▸ PVC protective suit may be required if exposure severe. ▸ Eyewash unit. ▸ Ensure there is ready access to a safety shower.

Recommended material(s)

GLOVE SELECTION INDEX

Glove selection is based on a modified presentation of the:

"Forsberg Clothing Performance Index".

The effect(s) of the following substance(s) are taken into account in the **computer-generated** selection:

AutoChem™ Heavy Duty Brake & Parts Cleaner

Material	CPI
NITRILE+PVC	A
HYPALON	B

Respiratory protection

Type AX Filter of sufficient capacity. (AS/NZS 1716 & 1715, EN 143:2000 & 149:2001, ANSI Z88 or national equivalent)

Where the concentration of gas/particulates in the breathing zone, approaches or exceeds the "Exposure Standard" (or ES), respiratory protection is required. Degree of protection varies with both face-piece and Class of filter; the nature of protection varies with Type of filter.

Required Minimum Protection Factor	Half-Face Respirator	Full-Face Respirator	Powered Air Respirator
up to 10 x ES	Air-line*	AX-2	AX-PAPR-2 ^

Continued...

AutoChem™ Heavy Duty Brake & Parts Cleaner

NITRILE	B
NATURAL RUBBER	C
NEOPRENE	C
PVC	C

* CPI - Chemwatch Performance Index

A: Best Selection

B: Satisfactory; may degrade after 4 hours continuous immersion

C: Poor to Dangerous Choice for other than short term immersion

NOTE: As a series of factors will influence the actual performance of the glove, a final selection must be based on detailed observation. -

* Where the glove is to be used on a short term, casual or infrequent basis, factors such as "feel" or convenience (e.g. disposability), may dictate a choice of gloves which might otherwise be unsuitable following long-term or frequent use. A qualified practitioner should be consulted.

up to 20 x ES	-	AX-3	-
20+ x ES	-	Air-line**	-

* - Continuous-flow; ** - Continuous-flow or positive pressure demand

^ - Full-face

A(All classes) = Organic vapours, B AUS or B1 = Acid gasses, B2 = Acid gas or hydrogen cyanide(HCN), B3 = Acid gas or hydrogen cyanide(HCN), E = Sulfur dioxide(SO2), G = Agricultural chemicals, K = Ammonia(NH3), Hg = Mercury, NO = Oxides of nitrogen, MB = Methyl bromide, AX = Low boiling point organic compounds(below 65 degC)

- ▶ Cartridge respirators should never be used for emergency ingress or in areas of unknown vapour concentrations or oxygen content.
- ▶ The wearer must be warned to leave the contaminated area immediately on detecting any odours through the respirator. The odour may indicate that the mask is not functioning properly, that the vapour concentration is too high, or that the mask is not properly fitted. Because of these limitations, only restricted use of cartridge respirators is considered appropriate.
- ▶ Cartridge performance is affected by humidity. Cartridges should be changed after 2 hr of continuous use unless it is determined that the humidity is less than 75%, in which case, cartridges can be used for 4 hr. Used cartridges should be discarded daily, regardless of the length of time used

SECTION 9 Physical and chemical properties

Information on basic physical and chemical properties

Appearance	Clear colourless highly flammable liquid; does not mix with water.		
Physical state	Liquid	Relative density (Water = 1)	0.69
Odour	Not Available	Partition coefficient n-octanol / water	Not Available
Odour threshold	Not Available	Auto-ignition temperature (°C)	>200
pH (as supplied)	Not Applicable	Decomposition temperature (°C)	Not Available
Melting point / freezing point (°C)	Not Available	Viscosity (cSt)	Not Applicable
Initial boiling point and boiling range (°C)	85-100	Molecular weight (g/mol)	Not Applicable
Flash point (°C)	-17	Taste	Not Available
Evaporation rate	Not Available	Explosive properties	Not Available
Flammability	HIGHLY FLAMMABLE.	Oxidising properties	Not Available
Upper Explosive Limit (%)	8	Surface Tension (dyn/cm or mN/m)	Not Available
Lower Explosive Limit (%)	1	Volatile Component (%vol)	100
Vapour pressure (kPa)	Not Available	Gas group	Not Available
Solubility in water	Immiscible	pH as a solution (1%)	Not Applicable
Vapour density (Air = 1)	Not Available	VOC g/L	Not Available

SECTION 10 Stability and reactivity

Reactivity	See section 7
Chemical stability	<ul style="list-style-type: none"> ▶ Unstable in the presence of incompatible materials. ▶ Product is considered stable. ▶ Hazardous polymerisation will not occur.
Possibility of hazardous reactions	See section 7
Conditions to avoid	See section 7
Incompatible materials	See section 7

Hazardous decomposition products	See section 5
----------------------------------	---------------

SECTION 11 Toxicological information

Information on toxicological effects

Inhaled	<p>The material is not thought to produce respiratory irritation (as classified by EC Directives using animal models). Nevertheless inhalation of vapours, fumes or aerosols, especially for prolonged periods, may produce respiratory discomfort and occasionally, distress.</p> <p>Inhalation of vapours or aerosols (mists, fumes), generated by the material during the course of normal handling, may be damaging to the health of the individual.</p> <p>Inhalation, by humans, of 1000 parts per million (0.1%) heptanes for 6 minutes was associated with slight dizziness; inhalation of higher concentrations for shorter periods, resulted in vertigo and inco-ordination, and hilarity. Central nervous system involvement occurs very early, even before mucous membrane irritation. Animal testing showed exposure to 1.5-2% for 30 minutes may be fatal. Brief exposure (4 minutes) to 0.5% caused nausea, loss of appetite, and a "gasoline taste" that persisted for several hours after exposure ended.</p> <p>Nerve damage can be caused by some non-ring hydrocarbons. Symptoms are temporary, and include weakness, tremors, increased saliva, some convulsions, excessive tears with discolouration and inco-ordination lasting up to 24 hours.</p>
Ingestion	<p>Swallowing of the liquid may cause aspiration into the lungs with the risk of chemical pneumonitis; serious consequences may result. (ICSC13733)</p> <p>Accidental ingestion of the material may be damaging to the health of the individual.</p> <p>Isoparaffinic hydrocarbons cause temporary lethargy, weakness, inco-ordination and diarrhoea.</p>
Skin Contact	<p>The liquid may be able to be mixed with fats or oils and may degrease the skin, producing a skin reaction described as non-allergic contact dermatitis. The material is unlikely to produce an irritant dermatitis as described in EC Directives.</p> <p>Skin exposure to isoparaffins may produce slight to moderate irritation in animals and humans. Rare sensitisation reactions in humans have occurred.</p> <p>Open cuts, abraded or irritated skin should not be exposed to this material</p> <p>The material may accentuate any pre-existing dermatitis condition</p> <p>Entry into the blood-stream, through, for example, cuts, abrasions or lesions, may produce systemic injury with harmful effects. Examine the skin prior to the use of the material and ensure that any external damage is suitably protected.</p>
Eye	<p>Although the liquid is not thought to be an irritant (as classified by EC Directives), direct contact with the eye may produce transient discomfort characterised by tearing or conjunctival redness (as with windburn).</p> <p>Instillation of isoparaffins into rabbit eyes produces only slight irritation.</p>
Chronic	<p>Long-term exposure to the product is not thought to produce chronic effects adverse to the health (as classified by EC Directives using animal models); nevertheless exposure by all routes should be minimised as a matter of course.</p>

AutoChem™ Heavy Duty Brake & Parts Cleaner	TOXICITY	IRRITATION
	Not Available	Not Available
heptane	TOXICITY	IRRITATION
	Dermal (rabbit) LD50: >2000 mg/kg ^[1]	Eye: no adverse effect observed (not irritating) ^[1]
	Inhalation(Rat) LC50: >29.29 mg/l4h ^[1]	Skin: no adverse effect observed (not irritating) ^[1]
isohexanes	TOXICITY	IRRITATION
	dermal (rat) LD50: >2800-3100 mg/kg ^[1]	Not Available
	Inhalation(Rat) LC50: >25.2 mg/l4h ^[1]	
Legend:	TOXICITY	IRRITATION
	Oral (Rat) LD50: >5000 mg/kg ^[1]	
1. Value obtained from Europe ECHA Registered Substances - Acute toxicity 2. Value obtained from manufacturer's SDS. Unless otherwise specified data extracted from RTECS - Register of Toxic Effect of chemical Substances		

ISOHEXANES	No significant acute toxicological data identified in literature search.
------------	--

Acute Toxicity	✗	Carcinogenicity	✗
Skin Irritation/Corrosion	✗	Reproductivity	✗
Serious Eye Damage/Irritation	✗	STOT - Single Exposure	✗
Respiratory or Skin sensitisation	✗	STOT - Repeated Exposure	✗
Mutagenicity	✗	Aspiration Hazard	✓

Legend: ✖ – Data either not available or does not fill the criteria for classification
✔ – Data available to make classification

SECTION 12 Ecological information

Toxicity

AutoChem™ Heavy Duty Brake & Parts Cleaner	Endpoint	Test Duration (hr)	Species	Value	Source
	Not Available	Not Available	Not Available	Not Available	Not Available
heptane	Endpoint	Test Duration (hr)	Species	Value	Source
	LC50	96h	Fish	375mg/l	4
	EC50	48h	Crustacea	0.64mg/l	2
	NOEC(ECx)	504h	Crustacea	0.17mg/l	2
isohexanes	Endpoint	Test Duration (hr)	Species	Value	Source
	Not Available	Not Available	Not Available	Not Available	Not Available
Legend:	Extracted from 1. IUCLID Toxicity Data 2. Europe ECHA Registered Substances - Ecotoxicological Information - Aquatic Toxicity 4. US EPA, Ecotox database - Aquatic Toxicity Data 5. ECETOC Aquatic Hazard Assessment Data 6. NITE (Japan) - Bioconcentration Data 7. METI (Japan) - Bioconcentration Data 8. Vendor Data				

AutoChem™ Heavy Duty Brake & Parts Cleaner

When released in the environment, alkanes don't undergo rapid biodegradation, because they have no functional groups (like hydroxyl or carbonyl) that are needed by most organisms in order to metabolize the compound.

However, some bacteria can metabolise some alkanes (especially those linear and short), by oxidizing the terminal carbon atom. The product is an alcohol, that could be next oxidised to an aldehyde, and finally to a carboxylic acid. The resulting fatty acid could be metabolised through the fatty acid degradation pathway.

For n-Heptane: Log Kow: 4.66; Koc: 2400-8100; Half-life (hr) Air: 52.8; Half-life (hr) Surface Water: 2.9-312; Henry's atm m³/mol: 2.06; BOD 5 (if unstated): 1.92; COD: 0.06; BCF: 340-2000; Log BCF: 2.53-3.31.

Atmospheric Fate: Breakdown of n-heptane by sunlight is not expected to be an important fate process. If released to the atmosphere, n-heptane is expected to exist entirely in the vapor phase, in ambient air. Reactions hydroxyl radicals in the atmosphere have been shown to be important. Night-time reactions with nitrate radicals may contribute to the atmospheric transformation of n-heptane, especially in urban environments. n-Heptane is not expected to be susceptible to direct breakdown by sunlight

Terrestrial Fate: n-Heptane is expected to be broken down by biological processes in the soil; however, evaporation and adsorption from soil are expected to be a more important fate processes. n-Heptane will be slightly mobile to immobile in soil.

Aquatic Fate: Breakdown of n-heptane by water is not expected to be an important fate process.

Biological breakdown may occur in water; however, evaporation is expected to be a more important fate process. The evaporation half-life for the substance from a model river is 2.9 hours and from a model pond is 13 days. In aquatic systems, n-heptane may partition from the water column to organic matter in sediments and suspended solids.

Ecotoxicity: Concentration of the substance in aquatic life may be important in aquatic environments. The substance is moderately toxic to goldfish; however n-heptane has low toxicity to golden orfe, western mosquitofish, Daphnia magna water fleas, and snail. The substance is toxic to opossum shrimp.

For n-Hexane: Log Kow: 3.17-3.94; Henry's Law Constant: 1.69 atm-m³/mol; Vapor Pressure: 150 mm Hg @ 25 C; Log Koc: 2.90 to 3.61. BOD 5, (if unstated): 2.21; COD: 0.04; ThOD: 3.52.

Atmospheric Fate: n-Hexane is not expected to be directly broken down by sunlight. The main atmospheric removal mechanism is through reactions with hydroxyl radicals, with an approximate half-life of 2.9 days. The smog-producing potential of n-hexane is very low, compared to other alkanes, or chlorinated VOCs.

Hydroxyl ion reactions in the upper troposphere, therefore, are probably the primary mechanisms for n-hexane degradation in the atmosphere.

Terrestrial Fate: Surface evaporation is expected to be the main fate process of this substance in soil. The substance has a moderate ability to sorb to soil particles but, is expected to have low potential for leaching into the lower soil depths. n-Hexane is expected to generally stay near the soil surface and, if not appreciably sorbed into the soil matrix, will eventually evaporate. Exceptions would involve locations with shallow groundwater tables where large spills occur - in such cases, n-hexane would spread out to contaminate a large volume of soil. Once introduced into groundwater, n-hexane may be fairly persistent, since its degradation by water is slow and opportunities for biodegradation may be limited, (due to low oxygen conditions), or, where nutrients, such as nitrogen or phosphorus, are in limited supply. Biological breakdown is probably the most significant degradation mechanism in groundwater. Pseudomonas mendocina bacteria have been shown to break the substance down in groundwater and mixed/pure bacterial cultures can utilize the substance, in the presence of oxygen. The most important biological breakdown process involves the conversion of n-hexane to primary alcohols, aldehydes and, ultimately, into fatty acids. In general, unless the n-hexane is buried at some depth within a soil or sediment, evaporation is generally assumed to occur at a much more rapid rate than chemical or biochemical degradation processes.

Aquatic Fate: The dominant transport process from water is evaporation, with an estimated half-life of <3 hours. For standing bodies of water, a half-life no longer than 6.8 days is estimated. The substance has very low water solubility and is resistant to breakdown by water. Few data exist for the biological breakdown of n-hexane in water, however; this process is not considered to be as rapid as evaporation. N-Hexane may be persistent if released to deep sediment.

Ecotoxicity: This substance is not expected to concentrate/accumulate in aquatic organisms or the food chain. These substances are considered to be the most readily biodegradable fractions in petroleum, particularly when oxygen is present in solution. The substance is moderately toxic to rainbow trout, fathead minnow, bluegill, and Daphnia water fleas.

DO NOT discharge into sewer or waterways.

Persistence and degradability

Ingredient	Persistence: Water/Soil	Persistence: Air
heptane	LOW	LOW
isohexanes	LOW	LOW

Bioaccumulative potential

Ingredient	Bioaccumulation
heptane	HIGH (LogKOW = 4.66)
isohexanes	LOW (LogKOW = 3.7056)

Mobility in soil

Ingredient	Mobility
heptane	LOW (KOC = 274.7)
isohexanes	LOW (KOC = 230.3)

SECTION 13 Disposal considerations

Waste treatment methods

Continued...

AutoChem™ Heavy Duty Brake & Parts Cleaner

Product / Packaging
disposal

Legislation addressing waste disposal requirements may differ by country, state and/ or territory. Each user must refer to laws operating in their area. In some areas, certain wastes must be tracked.

A Hierarchy of Controls seems to be common - the user should investigate:

- Reduction
- Reuse
- Recycling
- Disposal (if all else fails)

This material may be recycled if unused, or if it has not been contaminated so as to make it unsuitable for its intended use. If it has been contaminated, it may be possible to reclaim the product by filtration, distillation or some other means. Shelf life considerations should also be applied in making decisions of this type. Note that properties of a material may change in use, and recycling or reuse may not always be appropriate.

- **DO NOT allow wash water from cleaning or process equipment to enter drains.**
- It may be necessary to collect all wash water for treatment before disposal.
- In all cases disposal to sewer may be subject to local laws and regulations and these should be considered first.
- Where in doubt contact the responsible authority.
- Recycle wherever possible.
- Consult manufacturer for recycling options or consult local or regional waste management authority for disposal if no suitable treatment or disposal facility can be identified.
- Dispose of by: burial in a land-fill specifically licensed to accept chemical and / or pharmaceutical wastes or Incineration in a licensed apparatus (after admixture with suitable combustible material).
- Decontaminate empty containers. Observe all label safeguards until containers are cleaned and destroyed.

Ensure that the hazardous substance is disposed in accordance with the Hazardous Substances (Disposal) Notice 2017

Disposal Requirements

Packages that have been in direct contact with the hazardous substance must be only disposed if the hazardous substance was appropriately removed and cleaned out from the package. The package must be disposed according to the manufacturer's directions taking into account the material it is made of. Packages which hazardous content have been appropriately treated and removed may be recycled.

The hazardous substance must only be disposed if it has been treated by a method that changed the characteristics or composition of the substance and it is no longer hazardous.

DO NOT deposit the hazardous substance into or onto a landfill or a sewage facility.

Burning the hazardous substance must happen under controlled conditions with no person or place exposed to

- (1) a blast overpressure of more than 9 kPa; or
- (2) an unsafe level of heat radiation.

The disposed hazardous substance must not come into contact with class 1 or 5 substances.

SECTION 14 Transport information

Labels Required

	
Marine Pollutant	NO
HAZCHEM	3YE

Land transport (ADG)

UN number or ID number	1206	
UN proper shipping name	HEPTANES	
Transport hazard class(es)	Class	3
	Subsidiary risk	Not Applicable
Packing group	II	
Environmental hazard	Not Applicable	
Special precautions for user	Special provisions	Not Applicable
	Limited quantity	1 L

Land transport (UN)

UN number or ID number	1206
UN proper shipping name	HEPTANES

AutoChem™ Heavy Duty Brake & Parts Cleaner

Transport hazard class(es)	Class	3
	Subsidiary risk	Not Applicable
Packing group	II	
Environmental hazard	Not Applicable	
Special precautions for user	Special provisions	Not Applicable
	Limited quantity	1 L

Air transport (ICAO-IATA / DGR)

UN number	1206	
UN proper shipping name	Heptanes	
Transport hazard class(es)	ICAO/IATA Class	3
	ICAO / IATA Subrisk	Not Applicable
	ERG Code	3H
Packing group	II	
Environmental hazard	Not Applicable	
Special precautions for user	Special provisions	Not Applicable
	Cargo Only Packing Instructions	364
	Cargo Only Maximum Qty / Pack	60 L
	Passenger and Cargo Packing Instructions	353
	Passenger and Cargo Maximum Qty / Pack	5 L
	Passenger and Cargo Limited Quantity Packing Instructions	Y341
	Passenger and Cargo Limited Maximum Qty / Pack	1 L

Sea transport (IMDG-Code / GGVSee)

UN number	1206	
UN proper shipping name	HEPTANES	
Transport hazard class(es)	IMDG Class	3
	IMDG Subrisk	Not Applicable
Packing group	II	
Environmental hazard	Not Applicable	
Special precautions for user	EMS Number	F-E, S-D
	Special provisions	Not Applicable
	Limited Quantities	1 L

Transport in bulk according to Annex II of MARPOL and the IBC code

Not Applicable

Transport in bulk in accordance with MARPOL Annex V and the IMSBC Code

Product name	Group
heptane	Not Available
isohexanes	Not Available

Transport in bulk in accordance with the IGC Code

Product name	Ship Type
heptane	Not Available
isohexanes	Not Available

SECTION 15 Regulatory information

Continued...

Safety, health and environmental regulations / legislation specific for the substance or mixture

This substance is to be managed using the conditions specified in an applicable Group Standard

HSR Number	Group Standard
HSR002528	Cleaning Products Flammable Group Standard 2020

Please refer to Section 8 of the SDS for any applicable tolerable exposure limit or Section 12 for environmental exposure limit.

heptane is found on the following regulatory lists

Australia Hazardous Chemical Information System (HCIS) - Hazardous Chemicals	New Zealand Hazardous Substances and New Organisms (HSNO) Act - Classification of Chemicals - Classification Data
Australian Inventory of Industrial Chemicals (AIIC)	New Zealand Inventory of Chemicals (NZIoC)
New Zealand Approved Hazardous Substances with controls	New Zealand Workplace Exposure Standards (WES)
New Zealand Hazardous Substances and New Organisms (HSNO) Act - Classification of Chemicals	

isohexanes is found on the following regulatory lists

New Zealand Inventory of Chemicals (NZIoC)
--

Hazardous Substance Location

Subject to the Health and Safety at Work (Hazardous Substances) Regulations 2017.

Hazard Class	Quantity (Closed Containers)	Quantity (Open Containers)
3.1B	100 L in containers more than 5 L	50 L
3.1B	250 L in containers up to and including 5 L	50 L

Certified Handler

Subject to Part 4 of the Health and Safety at Work (Hazardous Substances) Regulations 2017.

Class of substance	Quantities
Not Applicable	Not Applicable

Refer Group Standards for further information

Maximum quantities of certain hazardous substances permitted on passenger service vehicles

Subject to Regulation 13.14 of the Health and Safety at Work (Hazardous Substances) Regulations 2017.

Hazard Class	Gas (aggregate water capacity in mL)	Liquid (L)	Solid (kg)	Maximum quantity per package for each classification
3.1B				1 L

Tracking Requirements

Not Applicable

National Inventory Status

National Inventory	Status
Australia - AIIC / Australia Non-Industrial Use	No (isohexanes)
Canada - DSL	No (isohexanes)
Canada - NDSL	No (heptane; isohexanes)
China - IECSC	Yes
Europe - EINEC / ELINCS / NLP	Yes
Japan - ENCS	Yes
Korea - KECI	No (isohexanes)
New Zealand - NZIoC	Yes
Philippines - PICCS	Yes
USA - TSCA	No (isohexanes)
Taiwan - TCSI	Yes
Mexico - INSQ	No (isohexanes)

National Inventory	Status
Vietnam - NCI	Yes
Russia - FBEPH	No (isohexanes)
Legend:	Yes = All CAS declared ingredients are on the inventory No = One or more of the CAS listed ingredients are not on the inventory. These ingredients may be exempt or will require registration.

SECTION 16 Other information

Revision Date	18/05/2023
Initial Date	11/03/2020

Other information

Classification of the preparation and its individual components has drawn on official and authoritative sources as well as independent review by the Chemwatch Classification committee using available literature references.

The SDS is a Hazard Communication tool and should be used to assist in the Risk Assessment. Many factors determine whether the reported Hazards are Risks in the workplace or other settings. Risks may be determined by reference to Exposures Scenarios. Scale of use, frequency of use and current or available engineering controls must be considered.